

CALS Student Snapshot

NOVEMBER 2017

A quick summary of college academic programs and services

UNDERGRADUATE PROGRAMS

Enrollment by Major

| MAJOR | FALL 2013 | FALL 2014 | FALL 2015 | FALL 2016 | FALL 2017 |
|-------------------------------------|-----------|-----------|-----------|-----------|-----------|
| Agricultural & Applied Economics | 45 | 48 | 51 | 40 | 44 |
| Agricultural Business Management | 78 | 103 | 79 | 73 | 75 |
| Agronomy | 30 | 43 | 47 | 37 | 22 |
| Animal Sciences | 194 | 187 | 188 | 160 | 161 |
| Biochemistry* | 492 | 512 | 557 | 576 | 586 |
| Biological Systems Engineering | 139 | 145 | 125 | 177 | 229 |
| Biology* | 1,286 | 1,342 | 1,477 | 1,541 | 1,293 |
| Community & Environmental Sociology | 69 | 68 | 59 | 56 | 66 |
| Dairy Science | 65 | 79 | 84 | 73 | 81 |
| Entomology | 9 | 11 | 10 | 15 | 15 |
| Environmental Science* | 70 | 92 | 101 | 137 | 152 |
| Food Science | 144 | 150 | 137 | 141 | 117 |
| Forest Science | 39 | 36 | 39 | 39 | 33 |
| Genetics | 310 | 303 | 292 | 295 | 304 |
| Horticulture | 43 | 31 | 30 | 17 | 32 |
| Landscape Architecture | 69 | 62 | 59 | 63 | 54 |
| Life Sciences Communication | 167 | 189 | 187 | 169 | 136 |
| Microbiology* | 222 | 226 | 255 | 245 | 227 |
| Nutritional Sciences** | 316 | 346 | 304 | 271 | 252 |
| Plant Pathology | 19 | 25 | 32 | 28 | 22 |
| Poultry Science | 5 | 3 | 1 | 2 | 3 |
| Soil Science | 18 | 16 | 12 | 9 | 5 |
| Wildlife Ecology | 102 | 103 | 107 | 78 | 72 |
| Undeclared major | 148 | 135 | 97 | 89 | 95 |

TOTAL STUDENT COUNT IN CALS MAJORS AND PROGRAMS OFFERED IN MORE THAN ONE COLLEGE: **4,076**

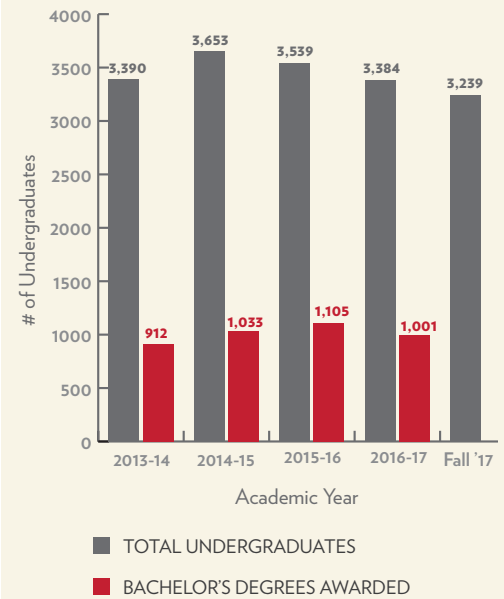
TOTAL UNIQUE CALS STUDENTS: **3,239**

*Shared with the College of Letters & Science and includes students from both colleges

**Dietetics degree included

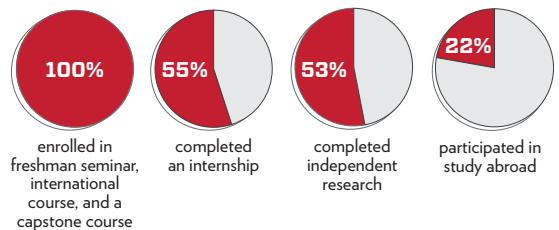


Enrollment and Degrees Awarded 2013-2017



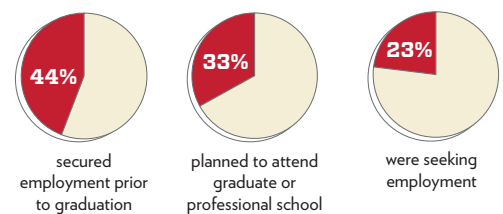
Signature Experiences for 2016-17 Graduates

High-impact, hands-on, practical experiences for undergraduates:



Career Services: Post-graduation

Of the seniors who responded to the CALS Senior Survey*:



*Data collected at the time of graduation

UNDERGRADUATE PROGRAMS CONTINUED

CALS Scholarships for Degree Students 2016-17

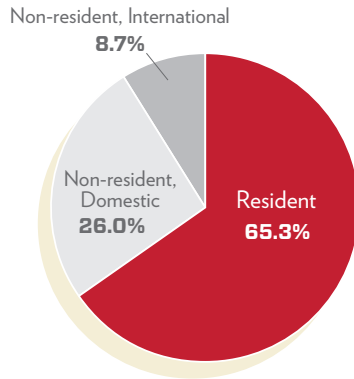
1,820
APPLICANTS

780
STUDENTS RECEIVED A
SCHOLARSHIP AWARD

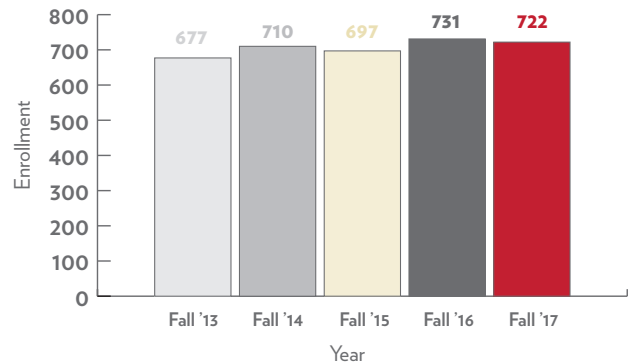
\$1,549
AVERAGE SIZE OF
SCHOLARSHIP AWARD

\$1,293,274
AWARDED TOTAL

Student Residency Fall 2017

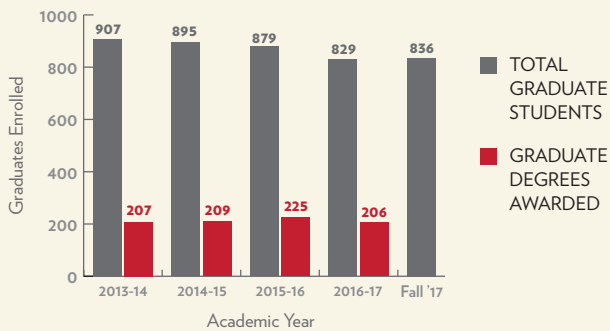


Minority Enrollment 2013-2017

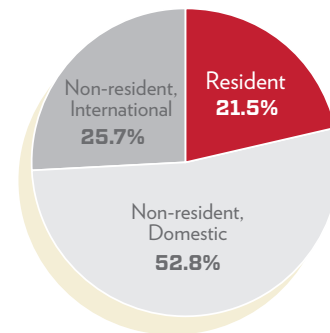


GRADUATE PROGRAMS

Enrollment and Degrees Awarded 2013-2017



Student Residency Fall 2017



NON-DEGREE PROGRAMS

A Sampling of Activities from 2016-2017

100

students participated in Farm and Industry Short Course

108

students in SciMed Graduate Research Scholars program focused on professional development and outreach activities for underrepresented graduate students in the College of Agricultural & Life Sciences, the School of Medicine and Public Health, the School of Pharmacy, and the School of Veterinary Medicine

1,345+

people from around the state of Wisconsin participated in short courses and workshops related to dairy processing, food production, safety, and government and economic policy

2,200

people from around the state participated in CALS-led, locally focused meetings, conferences, and symposiums